

GUTTER GUIDE





Basic Gutter Information

Seamless gutters are today's most popular gutter system. Gutter material is available in steel, with a choice of 17 colors or aluminum, with a choice of 27 colors.


Gutters are extruded from "coil" stock using a custom gutter making machine that is operated by Interstate Roofing employees.

There are several different styles of gutters. Five inch and six inch "K" are the most popular style of gutter on the average home. Six inch fascia gutters are popular among homes with steeper roofs that call for more of an architectural look.

All three styles are proven systems, and can be custom cut to best suit your home.



5in & 6in
K-Style Gutters



6" Fascia
Style Gutters



Gutter
Clean-Out

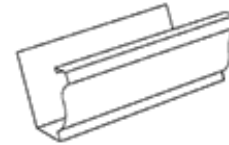
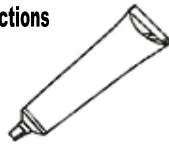
Ask your sales representative about Maintenance, Cleaning & Annual Service Contracts

Basic Gutter Components

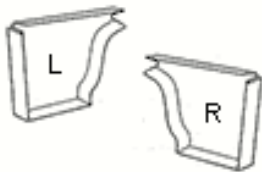
Bird Cage - Starliner used to prevent debris from going into downspout



Gutter Seal - Sealant used to prevent water from seeping through metal connections




K-Style Gutters - Available in 5 inch and 6 inch depths



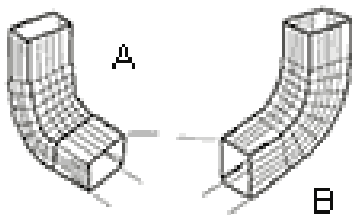
End Caps - Prevents debris and water from overflowing at the gutter's end.



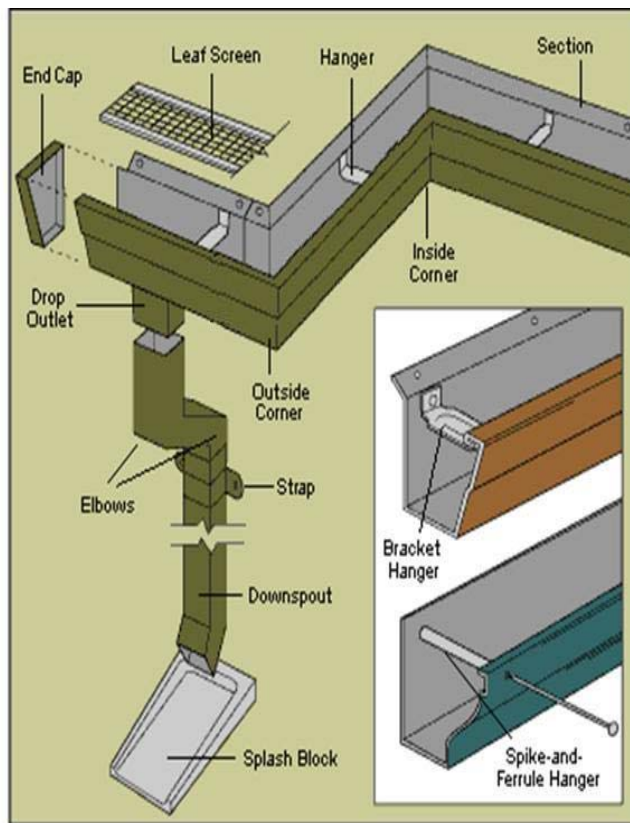
Strap - Secures downspout from moving out of position



Downspout - Channels water from gutter to drain or splash block



Elbows - Contours downspouts against the wall and directs water from downspout, away from the home



Touch Up Paint - Covers any exposed metal and matches most colors



Bracket Hanger - When cosmetics is important, this upgrade is typical on higher end projects



Spike & Ferrule - Above Standard method of securing the gutters to the home. We use ring-shank gutter nail/spikes.



Ask your sales representative about Maintenance, Cleaning & Annual Service Contracts





GUTTER GUARD STYLES OFFERED BY INTERSTATE ROOFING




NO MORE SCOOPING!



METAL MESH SCREEN

Great for areas with large leaf trees. No clogging and allows little particles through to prevent damming around the roof's perimeter.



PLASTIC SNAP-IN SCREEN

For homes with a variety of leaf types and the most economic system available. (Note: Not recommended for areas where heavy evergreen/pine trees are present.)



PLASTIC SNAP-IN W/MESH SCREEN

Same recommendations as the Plastic Snap-In Screen. This system has an added mesh screen for areas with heavy pine seeds that clog downspouts.



WATERFALL SYSTEM

Great for heavily needled areas and all other leaf trees. Recommended for heavily treed areas.



Ask your sales representative about Maintenance, Cleaning & Annual Service Contracts